



Carbon Footprint of a Dell OptiPlex 3010 Mini Tower (MT)

Markus Stutz, Regulatory Principal Engineer, Environmental Affairs
Stephanie Schafer Undergrad Sr. Analyst, Environmental Affairs
August 2013

Total greenhouse gas emissions for the OptiPlex 9010 SFF (624 kgCO₂eq) are comparable to those for filling up a VW Golf fuel tank 5 times

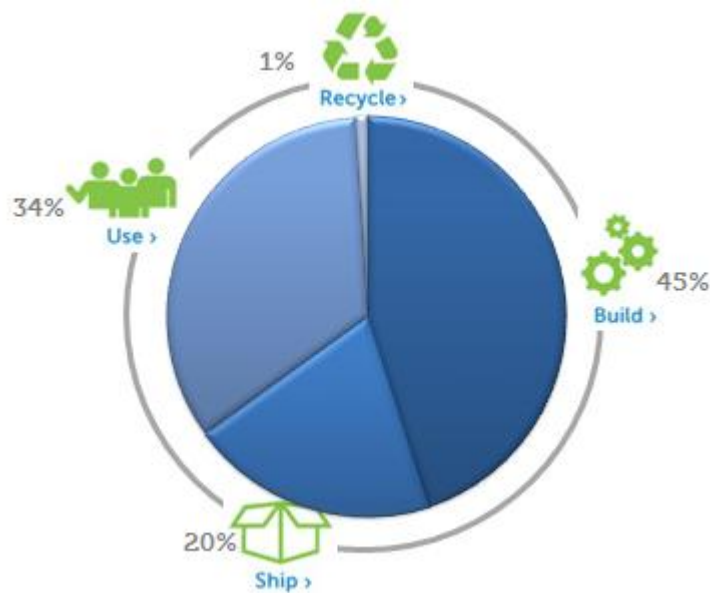


Figure 1: Breakdown of Contributions to Carbon Footprint

From product design to end-of-life recycling and everything in between, we consider the environment at every stage of a product's lifecycle. Our environmental programs and initiatives help Dell and our customers reduce consumption and minimize environmental impact.

Dell recognizes that climate change is real and must be mitigated, and we support efforts to reduce global greenhouse gas (GHG) emissions to levels guided by evolving science. We are also committed to reducing GHG emissions beyond our own operations.

To do this, we have adopted a strategy that takes into account the GHG impacts of our products and our suppliers. We look at each stage of the product life cycle — from developing, designing and sourcing through manufacturing and operations, order fulfilment, customer use and product recovery.

By assessing the carbon footprint of a desktop, we are able to identify areas for improvement to reduce overall GHG emissions and also help customers do the same.



Figure 2: Dell OptiPlex 9010 desktops; Small Form Factor is 2nd from the left.

Calculating the carbon footprint of a desktop

The carbon footprint includes GHG emissions' contribution to global warming in kg of CO₂ equivalent (kgCO₂eq). Dell uses PAIA (Product Attribute to Impact Algorithm) to perform product carbon footprints (PCFs) on current models of desktops and laptops. PAIA is a streamlined LCA tool developed by MIT's Materials System Laboratory that estimates carbon and energy impact. It takes into consideration important attributes of the product which can be correlated to activities such as manufacturing processes or transportation to calculate the product carbon footprint¹. The life-cycles phases taken into account are Manufacturing, Transportation, Use, and Recycling. Assumptions made and information required for each phase are as follows:

Build: Manufacturing traditionally includes the extraction, production, and transport of raw materials, the manufacturing of components, and subassemblies (including the product packaging), the manufacturing of the product, and the final assembly of the desktop. These values can be derived from attribute information that is gathered from general dimensions, chassis and mechanics, hard drive, optical drive, power supply unit, motherboard and other boards, and packaging.

Ship: Transportation contributions include air, ocean, and land transportation of the desktop and its packaging from the product manufacturing location to the final assembly sites, and from there to the distribution centers. Transport of the desktop from distribution centers to the end customer was also included. Transport can be quite varied, depending on region, desktop customization level, and lead time.

Use: Lifetime of the desktop was estimated at 4 years. This is consistent with general business customer use models. It was assumed that the external power supply is connected to the electricity 24 hours a day, 365 days a year. To determine the energy consumption in use, the US Environmental Protection Agency's

¹ MIT Materials System Laboratory: <http://msl.mit.edu/projects/paia/main.html>

Energy Star® Typical Energy Consumption (TEC) method was used. This method focuses on the typical energy consumed while in normal operation during a representative period of time and can be used to compare the energy performance of computers. The use phase was considered in the US only.

Recycle: It is common for desktops to be refurbished and/or reused at the end of the first customer use. For this study, however, it was assumed that the desktop was sent for recycling at the end of the first customer use. Following US electronics recycling requirements, we assumed 75% of the desktop is recycled, while the rest is incinerated to recover the energy contained. Transport to recycling as well as energy used in mechanical separation and shredding were taken into account.

Carbon footprint of the Dell OptiPlex 9010 Small Form Factor

The total carbon footprint of a Dell OptiPlex 9010 SFF is approximately 624 kgCO₂eq when used in the US.

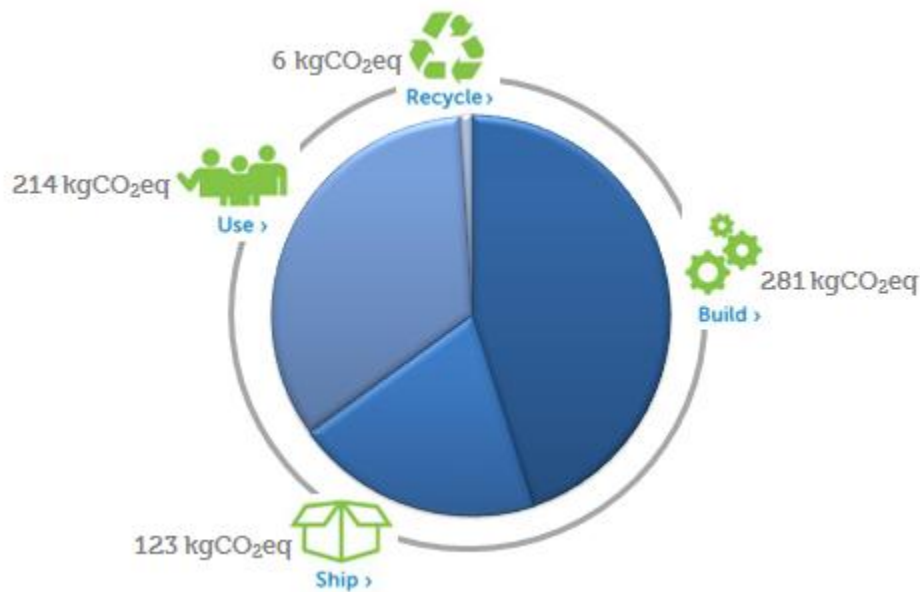


Figure 3: Total Product Carbon Footprint [kgCO₂eq] of the OptiPlex 9010 SFF in the US.

The GHG emissions from use is roughly 1/3 of the total, with manufacturing and transportation making up almost half of the remaining footprint. This large use phase can also be observed in other electronic equipment; however, when compared to previously performed desktop PCFs, the use phase has decreased extremely. This demonstrates that our goal to design laptops and desktops to be more energy efficient is being actualized.

Manufacturing contributes 281 kgCO₂eq to the overall carbon footprint (45%) – The GHG emissions from manufacturing is the largest contribution after the use phase. The mainboard and other boards make up 75% of the total GHG emissions from manufacturing.

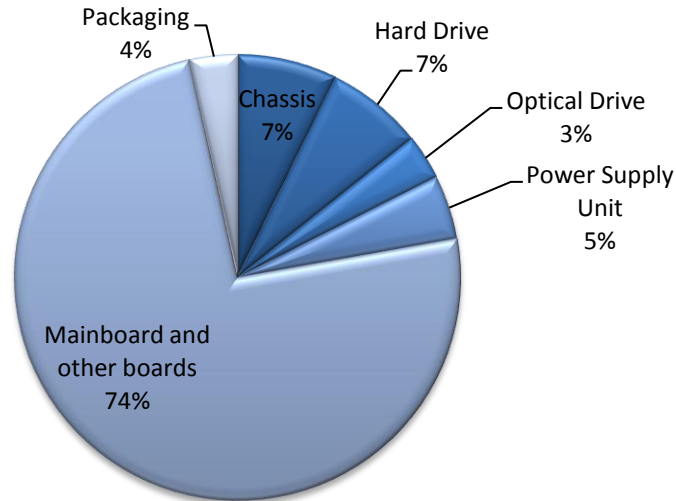


Figure 4: Breakdown of manufacturing phase in the carbon footprint. Total manufacturing contribution is 281 kgCO₂eq, or 45% of the total carbon footprint.

Transportation contributes 123 kgCO₂eq (20%). Currently, transporting products from the assembly location to the country of use relies on a large part by air, with a smaller portion being shipped via ocean. Within the country of use, Dell transports primarily by truck. Air transportation has a very high impact due to the fact that is very energy intensive. In contrast, truck and ship transport have much lower impact.

Use contributes 213 kgCO₂eq (34%). This product is Energy Star version 5.2 certified, which requires it to have several regulated power modes, including multiple idle stages, sleep, and off. Considering these modes and the average use of a desktop, a yearly TEC, or typical energy consumption, can be calculated. For the OptiPlex 3010 MT this is 71.2 kWh.

Recycling contributes 6 kgCO₂eq, which is not significant when compared to the other phases, and makes up 1% of the total emissions. PAIA uses the cut-off method for end-of-life. The impact of end of life is calculated, but recycling is not credited to offset the carbon footprint. However, a market mix of recycled metals is assumed on the front end (raw materials phase), so recycled content is taken into account upstream.

The total product carbon footprint is comparable to consuming 70 gallons of gas, enough to fill a VW Golf fuel tank 5 times. This comparison demonstrates that the greenhouse gas emission over a four-year lifespan of the desktop are relatively modest.

What is Dell doing to lower the carbon footprint?

By optimizing consumption of energy, we can reduce costs, shrink our carbon footprint and develop expertise that allows us to help our customers do the same.

Build: We committed in early 2009 to further reduce our worldwide facilities' GHG emissions by 40% by 2015. We require our primary suppliers to measure and publicly report their GHG emissions, and we ask them to set improvement goals of their own and set expectations for their suppliers.

Dell is working on closing the recycling loop by using recycled-content plastics in flat-panel monitors and OptiPlex desktops. Beyond the use of recycled-content plastics, we continue to make smarter choices about the materials that go into our products by using environmentally preferable materials and avoiding those that are not.

Ship: With the introduction of "Smart Selection" systems, the vast majority of purchases will be premade models. These will ship via ocean and will change the transportation from the manufacturer to the customer from a 70% air–30% ship ratio to 20% air–80% ship or better.

Use: All Latitude laptops, OptiPlex desktops, and Precision workstations can be configured for Energy Star® compliance and are among the most energy-efficient in the industry. As of fiscal year 2013, we also offer approximately 200 products registered for Electronic Product Environmental Assessment Tool (EPEAT).

The use of power management features, which put the desktop into sleep mode when not used, needs to be applied by the users more uniformly. This is best achieved by leaving the power management in the factory-default setting.

Recycle: Dell's goal was to offer safe, responsible recycling solutions to all of our customers globally. We were the first in the industry to ban the export of non-working electronics and e-waste to developing countries and we work hard to develop convenient technology recycling programs available to communities worldwide. We have partnered with shipping companies to provide free mail-back recycling of Dell-branded electronics equipment.

Acknowledgements

The authors wish to thank the MIT Materials System Laboratory for their development of and support with PAIA. They also thank Dell's Global Environmental Affairs, Logistics, Supply Chain, and Mechanical Engineers teams for their support on this project.