
Dell EMC™ Enterprise Systems Rail Sizing and Rack Compatibility Matrix

This document provides mounting features and key dimensions of the rack rails used for mounting many Dell EMC enterprise systems and peripheral devices in a rack enclosure.

DellEMC Enterprise Systems Rail Sizing and Rack Compatibility Matrix

This document is for informational purposes only and may contain typographical errors and technical inaccuracies. The content is provided as is, without express or implied warranties of any kind.

©2021 DellEMC. All rights reserved. Reproduction of this material in any manner whatsoever without the express written permission of DellEMC is strictly forbidden.

DellEMC, the DELL EMC logo, PowerEdge, PowerVault, ReadyRails, RapidRails, VersaRails, EqualLogic and Compellent are trademarks of DellEMC. Other trademarks and trade names may be used in this document to refer to either the entities claiming the marks and names or their products. DellEMC disclaims any proprietary interest in trademarks and trade names other than its own.

June 2021 | Version 4.0

Contents

Introduction	1
Considerations.....	1
Mounting interface	2
Rail types - System Installation Method	3
Cable Management Solutions.....	4
Backwards compatibility.....	5
Self-Adjusting Slide Feature.....	7
Definitions - Reference for Table 2	7

Figures

Figure 1. Top view of right front EIA mounting flange	1
Figure 2. System offset for round-hole racks.....	2
Figure 3. Self-Adjusting Slide Feature.....	7

Tables

Table 1. Dell EMC server rails compatibility chart.....	5
Table 2. DELL EMC Rail Sizing Matrix	9
Table 3. Dell EMC rack compatibility matrix	19

Introduction

This document provides information about the mounting features and key dimensions of the rack rails used for mounting many Dell EMC™ enterprise systems and peripheral devices in a rack enclosure. This document also provides a compatibility summary for select Dell EMC racks as well as some common third-party racks. Note that the product list is not all-inclusive and updates will be made as needed.

The dimensions provided in this document are for reference only. Some minor deviations due to manufacturing tolerances and variances should be expected.

Dell EMC rail kits may not be compatible with racks from other vendors, however, all Dell EMC rail kits are designed for compliance with all EIA-310-D and later revision specifications for 19-inch racks.

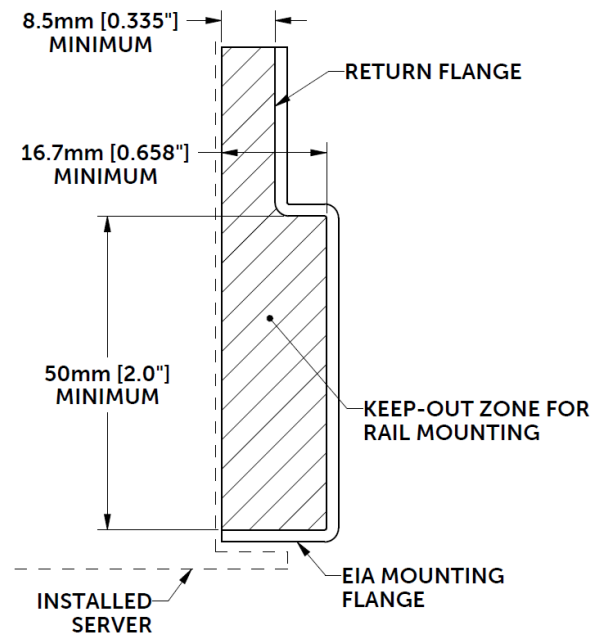
Considerations

Please pay attention to the footnotes indicated in the tables because they provide important information on using the rails in different racks and circumstances.

It is assumed that rack mount peripherals and cable bundles do not protrude into the space directly behind the systems.

Note that Dell EMC rail kits with a Rail Identifier code have been designed to be compliant with the *Server System Infrastructure (SSI) Specification for Computer Server Cabinet Enclosures & Racks*, which specifies a minimum offset distance for return flanges on the rack mounting flanges to allow sufficient room for mounting the rail kits, as indicated in Figure 1. For more information about the *Server System Infrastructure (SSI) Specification for Computer Server Cabinet Enclosures & Racks*, see the SSI Forum at ssiforum.org.

Figure 1. Top view of right front EIA mounting flange



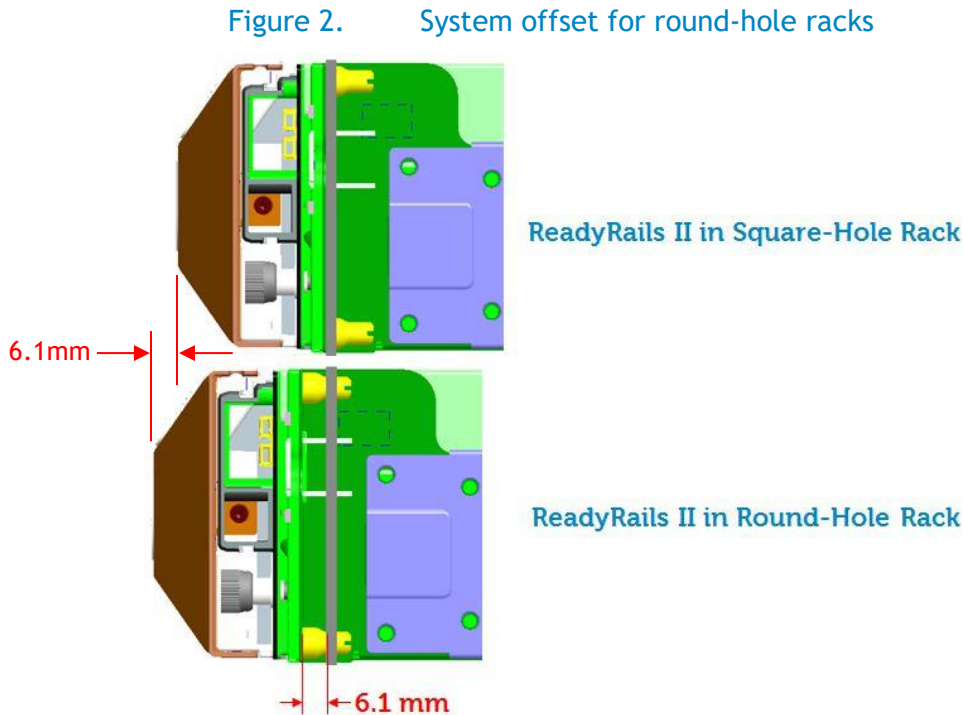
Some third-party racks may not meet this requirement, and although Dell EMC has made extensive efforts to accommodate as many third-party racks as possible, it is not feasible to provide a solution for every circumstance.

Rack Types - 2-post and 4-post

Dell EMC rail kits install into two different rack types with various flange hole designs. These rack types are broken down in Table 2 into 4-post and 2-post styles. 4-post rack types contain vertical mounting flanges with either square-hole, unthreaded round-hole, or threaded round-hole designs as part of the rack and rail interface. 2-post rack types generally contain threaded round-hole designs and require users to mount the server in either the front or center mount orientations. Only stab-in static rail designs that support 2-post rack configurations may be installed into a 2-post rack and commonly require additional hardware to secure the rails to the rack. For more information, look at the definitions section for Table 2.

Mounting interface

The ReadyRails™ II mounting interface supports tool-less installation in 4-post square-hole and unthreaded round-hole racks as well as native support for tool-ed installation in threaded-hole racks. Note that installing this mounting interface in a square-hole rack allows the bracket to be placed flush against the mounting post, while installation in a round-hole rack results in a slight offset of approx. 6 mm from the mounting post, which also results in an approx. 6 mm bezel offset; refer to Figure 2.



The original **ReadyRails** mounting interface is used for both static and sliding rails, and it supports tool-less installation in 4-post square-hole and unthreaded round-hole racks. Static ReadyRails kits also support tool-ed installation in threaded-hole racks and 2-post racks. When installed in unthreaded round-hole racks, the original ReadyRails will also have the 6 mm offset from the mounting post that was discussed in the previous ReadyRails II paragraph. In order to install sliding ReadyRails kits into a threaded-hole rack, adapter brackets are required. 1U and 2U adapter bracket kits are available that support systems ranging from 1U to 5U in height.

The adapter bracket kits include six brackets to accommodate different rail lengths, plus four sets of custom screws in 10-32, 12-24, M5 and M6 thread sizes. The design of the brackets has been optimized to limit the forward shift of the system in the rack to only 17.3 mm. Depending on the depth of the rack used and the position of the mounting rails within the rack, it may be

necessary to remove the system's bezel in order to close the front door of the rack. For the front door to close with the system bezel installed, a minimum clearance of 58 mm is needed between the back surface of the door panel and the front face of the EIA flange.

The **RapidRails™** mounting interface supports tool-less installation in 4-post square-hole racks only, while the **VersaRails™** mounting interface supports tooled installation in 4-post square-hole and unthreaded round-hole racks. Mounting the VersaRails in threaded-hole racks is not recommended and is not supported by Dell EMC.

The **Generic** mounting interface encompasses all other mounting interfaces outside of the ones listed above. Unless indicated to be tool-less, tools are required for installation.

Rail types - System Installation Method

Drop-in/Stab-in rails are a feature rich rail solution that allows a system to be fully extended out of the rack for service and the user has the option to install the system into the rail using a drop-in method like the ReadyRails sliding rails, or a stab-in method like the ReadyRails static rails. Drop-in/Stab-in rails support CMA or SRB applications. CMA and SRB applications must be detached in order to remove the inner member from the rails.

A “drop-in” design means that the system is installed vertically into the rails by inserting the standoffs on the sides of the system into the “J-slots” in the inner rail members with the rails in the fully extended position. The recommended method of installation is to first insert the rear standoffs on the system into the rear J-slots on the rails to free up a hand and then rotate the system down into the remaining J-slots while using the free hand to hold the rail against the side of the system.

A “stab-in” design means that the inner (chassis) rail members must first be attached to the sides of the system and then inserted into the outer (cabinet) members installed in the rack. For systems that are 2U and larger, it is recommended that two people perform this operation.



Scan the QRL code for documentation and trouble-shooting information regarding the installation procedures for Drop-in/Stab-in rail types.

Sliding rails allow a system to be fully extended out of the rack for service. Most sliding rails support Cable Management Arms (CMAs) which enable the system to be extended out of the rack without disconnecting data/power cables at the rear of the system.

Unless otherwise indicated, all sliding rails are drop-in sliding rail design

Static rails typically do not support the ability to service the system in the rack and are not compatible with the CMA. However, they do offer more flexibility in the types of racks and installations supported. Generally, there are two types of static rails: stab-in static and L-bracket static.

Stab-in static rails require the inner (chassis) rail members must first be attached to the sides of the system and then inserted into the outer (cabinet) members installed in the rack. For systems that are 2U and larger, it is recommended that two people perform this operation.

L-bracket static rails do not support the ability to fully extend a system out of the rack into a service position. These rails typically are not compatible with cable management solutions unless otherwise indicated. Typically, equipment supported by L-bracket are customer serviceable from the front or rear of the rack.

Cable Management Solutions

To help manage the numerous cables associated with rack-mounted servers, a Cable Management Arm (CMA) or Strain Relief Bar (SRB) can be used. An optional CMA is offered with most sliding rails. CMAs attach on either the right or left side without tools.

Cable management arm (CMA) is a cable management accessory which connects to the rails behind the system. It allows a fully cabled system to be extended out of the rack into a service position.

Strain relief bar (SRB) is a cable management solution, which in most cases, attaches to the back of the rails via the strain relief bar brackets. Cables from the back of the chassis are placed across the top of the SRB and secured by straps.

SRBs are offered for select systems as an optional method for managing cables at the rear of the system due to the potential of a cable bundle size that exceeds the capacity of the CMA. The rail depth with a SRB is significantly less than that of a CMA, which in many cases, enables fitment of the rails in shallow racks. Cable service loops are required for systems on sliding rails to fully extend out of the rack for service.

Note that using a CMA or SRB with a deeper system may interfere with access to power distribution units (PDUs) in certain racks. If a configuration does not require CMA support, then the outer CMA mounting brackets can be removed from some of the sliding rail kits to reduce the overall length of the rails and eliminate potential interference with rear-mounted PDUs or the rack rear door.

Backwards compatibility

Some systems may offer backward compatibility with the rail kits from previous-generation systems. This is not always possible, because changes to chassis features, dimensions or weight can prevent older rail kits from being used with newer systems. Please refer to Table 1 for cross-generational compatibility of Dell EMC servers and rails.

Table 1. Dell EMC server rails compatibility chart

15 th Generation product	Backwards compatibility with 14 th generation rails/CMAs		
	Sliding rails	CMA	Static rails
R450/R450xs	✓	✓	✓
R550/R550xs	X	✓	X
R6515	✓	✓	✓
R6525	X	✓	X
R650	X	✓	X
R7515	✓	✓	✓
R7525	✓	✓	✓
R750	✓	✓	✓
R750xa	N/A	N/A	N/A

14 th Generation product	Backwards compatibility with 13 th generation rails/CMAs		
	Sliding rails	CMA	Static rails
R240	N/A	N/A	✓
R340	X	✓	✓
R440	X	✓	✓
R540/R540xd	✓	✓	✓
R640	✓	✓	✓
R740/R740xd	✓	✓	✓
R740xd2	N/A	N/A	N/A
R840/940xa	X	X	X
R940	X	✓	N/A
C4140	N/A	N/A	✓
C64xx	N/A	N/A	✓
T440	X	✓	N/A
T640	✓	✓	N/A

DellEMC Enterprise Systems Rail Sizing and Rack Compatibility Matrix

13 th Generation product	Backwards compatibility with 12 th generation rails/CMAs		
	Sliding rails	CMA	Static rails
R230	N/A	N/A	✓
R330	✓	✓	✓
R430	✓	✓	✓
R530	✓	✓	✓
R630	✓	✓	✓
R730/R730xd	✓	✓	✓
R830	✓	✓	✓
R930	✓	✓	N/A
T330	✓	✓	N/A
T430	✓	✓	N/A
T630	X	✓	N/A

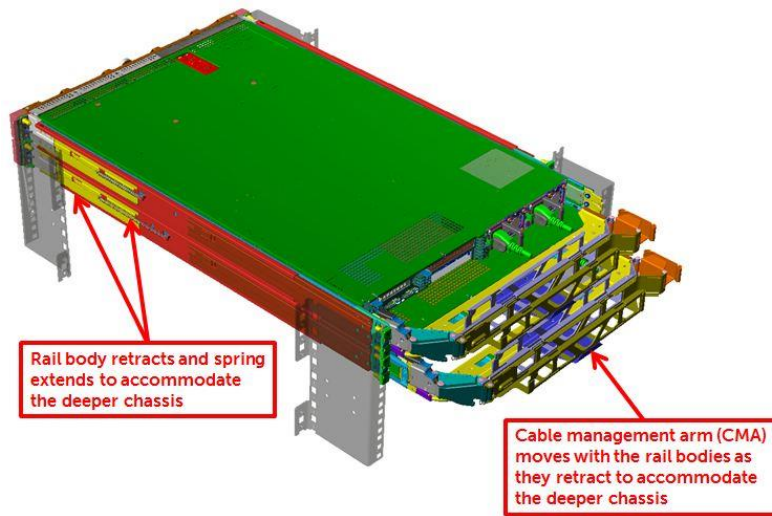
12 th Generation product	Backwards compatibility with 11 th generation rails/CMAs		
	Sliding rails	CMA	Static rails
R220	N/A	N/A	✓ (R210 II)
R320	✓	✓*	✓
R420	✓	✓*	✓
R520	✓	✓*	✓
R620	X	X	X
R720/R720xd	X	X	X
R820	X	X	N/A
R920	X	X	N/A
T320	✓ (T610)	✓ (T610)	N/A
T420	✓ (T610)	✓ (T610)	N/A
T620	✓	✓	N/A

✓ - Compatible X - Not compatible
 *Only with the previous generation sliding rail

Self-Adjusting Slide Feature

For many 1U and 2U systems, rails have been standardized with a slim design that holds a wide system chassis to accommodate more features and functions. They also have a self-adjusting slide feature that accommodates different depths of systems, offering compatibility across multiple platform models. Refer to Figure 3 for an illustration of how the self-adjusting slide feature works.

Figure 3. Self-Adjusting Slide Feature



The rail adjustability range when the rails are installed in a rack is the same regardless of system depth since the feature is not utilized until a system is installed. If the system being installed in the rails requires this feature, the minimum rail adjustability limit is increased by the amount of travel the slide body needs to slide back to support the system. The minimum rail adjustability limit is documented in the resources listed at the end of this notice.

Users who have systems that utilize the feature might observe a slight amount of additional resistance from a spring in each rail when the system is almost completely installed in the rack. For most rails, the instance when the resistance is observed is within the final 55 mm of translation before the slam latch is engaged with the rail.

The rail slide-adjusting feature can be found on both sliding and drop-in/stab-in rail types. The rail adjustability range (mm) values listed in Table 2 for products that utilize this rail feature have been flagged with a footnote.

Definitions - Reference for Table 2

Rail identifier is a two-character code used on most rail kits to indicate compatibility between rails and systems. The two-character code consists of a letter followed by a one or two-digit number. It is typically located on a front inside surface on both the left and right sliding rail and drop-in/stab-in rail members. If there is a component of the rail kit that is attached to the chassis prior to installing the system into a rack, such as with the stab-in static rails, the identifier is located closer to the center of the component.

Square-hole describes a 4-post rack mounting flange type where rails utilize Square holes sized according to EIA-310-D standard for mounting.

Round-hole describes a 4-post rack mounting flange type where rails utilize Unthreaded-Round holes sized according to EIA-310-D standard for mounting.

Threaded-hole describes a 4-post rack mounting flange type where rails utilize Threaded-round holes for mounting. Threaded-round holes may require additional hardware for mounting and hardware may vary by thread type. See footnotes in table 2 for specific information on threaded-round hole mounting.

Mounting interface describes the type of rail bracket design used for mounting the rail in the rack.

Rail adjustability range represents the allowable distance between the outside-facing surfaces of the front and rear mounting posts of the rack when a system is fully installed. This does not include the portion of the rail kit or other rail components that may extend beyond the mounting posts.

Rail depth represents the minimum depth of the rail as measured from the rack front mounting posts when the rail rear bracket is positioned all the way forward. The rail may extend beyond the rear bracket, particularly for sliding rail kits to support CMA or SRB attachment. In some instances, the chassis may extend beyond the minimum rail depth, and in such cases, please refer to the footnotes in Table 2.

Dell EMC Enterprise Systems Rail Sizing and Rack Compatibility Matrix

Table 2. DELLEMC Rail Sizing Matrix

Product	Rail identifier	Mounting interface	Rail type	Rack types supported					Rail adjustability range (mm)						Rail depth (mm)	
				4-Post			2-Post		Square		Round		Threaded		without CMA/SRB	with CMA(SRB)
				Square	Round	Thread	Flush	Center	Min	Max	Min	Max	Min	Max		
R320/R330/R420/R430 R620 (8-HDD) R630 (8-HDD) R640 (8-HDD)	A7	ReadyRails II	Sliding	✓	✓	✓ ^{a,c,d}	✗	✗	631	868	617	861	631	883	720 ^b	845
	A8	ReadyRails	Stab-in Static	✓	✓	✓ ^{a,c}	✓ ^{a,c}	✓ ^c	608	879	594	872	610	898	622 ⁿ	-
	A10	Generic Tool-less	Drop-in/ Stab-in	✓	✓	✓	✗	✗	559	931	559	931	559	931	720 ^b	845
R620 (10-HDD) R630 (10/24-HDD) R640 (4-HDD/10-HDD)	A7	ReadyRails II	Sliding	✓	✓	✓ ^{a,c,d}	✗	✗	681 ^P	868	667 ^P	861	681 ^P	883	770 ^b	895
	A8	ReadyRails	Stab-in Static	✓	✓	✓ ^{a,c}	✓ ^{a,c}	✓ ^c	608	879	594	872	610	898	622 ⁿ	-
	A10	Generic Tool-less	Drop-in/ Stab-in	✓	✓	✓	✗	✗	613 ^P	931	613 ^P	931	613 ^P	931	770 ^b	895
R6525 (8-HDD) R650 (8-HDD)	A15	ReadyRails II	Sliding	✓	✓	✓ ^{a,c,d}	✗	✗	631	868	617	862	631	884	736 ^b	862 (770/792)
	A14	ReadyRails	Stab-in Static	✓	✓	✓ ^{a,c}	✓ ^{a,c}	✓ ^c	608	880	594	870	605	893	622 ⁿ	-
	A16	Generic Tool-less	Drop-in/ Stab-in	✓	✓	✓	✗	✗	559	994	559	994	559	944	736 ^b	862 (770/792)
R6525 (4-HDD/10-HDD) R650 (4-HDD/10-HDD)	A15	ReadyRails II	Sliding	✓	✓	✓ ^{a,c,d}	✗	✗	631	868	617	862	631	884	787 ^b	913 (821/843)
	A14	ReadyRails	Stab-in Static	✓	✓	✓ ^{a,c}	✓ ^{a,c}	✓ ^c	608	880	594	870	605	893	622 ⁿ	-
	A16	Generic Tool-less	Drop-in/ Stab-in	✓	✓	✓	✗	✗	610	994	610	994	610	994	787 ^b	913 (821/843)
R340 (8-HDD)	A12	ReadyRails II	Sliding	✓	✓	✓ ^{a,c,d}	✗	✗	631	868	617	861	631	883	720 ^b	845
	A8	ReadyRails	Stab-in Static	✓	✓	✓ ^{a,c}	✓ ^{a,c}	✓ ^c	608	879	594	872	610	898	622 ⁿ	-

SERVERS
PowerEdge™

Dell EMC Enterprise Systems Rail Sizing and Rack Compatibility Matrix

R340 (4-HDD)	A12	ReadyRails II	Sliding	✓	✓	✓ _{a,c,d}	X	X	681 ^P	868	667 ^P	861	681 ^P	883	770 ^b	895
	A8	ReadyRails	Stab-in Static	✓	✓	✓ _{a,c}	✓ _{a,c}	✓ ^c	608	879	594	872	610	898	622 ⁿ	-
R440 (8-HDD) R450 (8-HDD) R6415 (8-HDD) R6515 (8-HDD) R650xs (0-HDD/8-HDD)	A8	ReadyRails	Stab-in Static	✓	✓	✓ _{a,c}	✓ _{a,c}	✓ ^c	608	879	594	872	610	898	622 ⁿ	-
	A11	Generic Tool-less	Drop-in/ Stab-in	✓	✓	✓	X	X	559	931	559	931	559	931	720 ^b	845 (761/783)
R440 (4-HDD/10-HDD) R450 (4-HDD) R6415 (4-HDD/10-HDD) R6515 (4-HDD/10-HDD) R650xs (4-HDD/10-HDD) R650xs (8-HDD NVME)	A8	ReadyRails	Stab-in Static	✓	✓	✓ _{a,c}	✓ _{a,c}	✓ ^c	608	879	594	872	610	898	622 ⁿ	-
	A11	Generic Tool-less	Drop-in/ Stab-in	✓	✓	✓	X	X	609 ^P	931	609 ^P	931	609 ^P	931	770 ^b	895 (811/833)
R520/R530/R540/R540xd R720/R720xd/R730/R730xd R740/R740xd/R7415/R7425 R7515	B6	ReadyRails II	Sliding	✓	✓	✓ _{a,c,d}	X	X	631	868	617	861	631	883	714 ^b	845
	B4	ReadyRails	Stab-in Static	✓	✓	✓ _{a,c}	✓ _{a,c}	✓ ^c	608	879	594	872	610	898	622 ⁿ	-
	B13	Generic Tool-less	Drop-in/ Stab-in	✓	✓	✓	X	X	559	931	559	931	559	931	714 ^b	845
R550 R750xs	B20	ReadyRails	Stab-in Static	✓	✓	✓ _{a,c}	✓ _{a,c}	✓ ^c	608	879	594	872	610	898	622 ⁿ	-
	B21	ReadyRails II	Sliding	✓	✓	✓ _{a,c,d}	X	X	631	868	617	861	631	883	714 ^b	845
	B22	Generic Tool-less	Drop-in/ Stab-in	✓	✓	✓	X	X	559	931	559	931	559	931	714 ^b	845
R7525 R750	B6	ReadyRails II	Sliding	✓	✓	✓ _{a,c,d}	X	X	685 ^P	868	671 ^P	861	685 ^P	883	766 ^b	895 (802/822)
	B4	ReadyRails	Stab-in Static	✓	✓	✓ _{a,c}	✓ _{a,c}	✓ ^c	608	879	594	872	608	898	622 ⁿ	-
	B13	Generic Tool-less	Drop-in/ Stab-in	✓	✓	✓	X	X	609 ^P	931	609 ^P	931	609 ^P	931	779 ^b	899 (802/822)
R750xa	B19	Generic Tool-less	Drop-in/ Stab-in	✓	✓	✓	X	X	607	919	607	919	607	919	870	(917/937)

Dell EMC Enterprise Systems Rail Sizing and Rack Compatibility Matrix

	B17	ReadyRails	Stab-in Static	✓	✓	✓ _{a,c}	✓ _{a,c}	✓ _c	608	879	594	872	610	898	622 ⁿ	-
R740xd2	-	Generic Tool-less	L-Bracket Static	✓	✓	X	X	X	610 ^a	917	610 ^a	917	-	-	-	-
R820/R830	B6	ReadyRails II	Sliding	✓	✓	✓ _{a,c,d}	X	X	676 ^p	868	662 ^p	861	676 ^p	883	759 ^b	890
	B4	ReadyRails	Stab-in Static	✓	✓	✓ _{a,c}	✓ _{a,c}	✓ _c	608	879	594	872	610	898	622 ⁿ	-
	B13	Generic Tool-less	Drop-in/ Stab-in	✓	✓	✓	X	X	601 ^p	931	601 ^p	931	601 ^p	931	714 ^b	845
R840	B15	Generic Tool-less	Drop-in/ Stab-in	✓	✓	✓	X	X	559	931	559	931	559	931	847	(900/922 ^l)
R920/R930	B8	ReadyRails II	Sliding	✓	✓	✓ _{a,c,d}	X	X	686	883	674	876	686	898	794 ^b	883(834)
R940	B12	ReadyRails II	Sliding	✓	✓	✓ _{a,c,d}	X	X	600	894	586	887	600	909	773 ^b	926(877)
R940xa	B16	Generic Tool-less	Drop-in/ Stab-in	✓	✓	✓	X	X	600	931	600	931	600	931	842	(898/921 ^l)
FX2/FX2s	B10	ReadyRails II	Sliding	✓	✓	✓ _{a,c,d}	X	X	677	815	665	809	677	830	836	888
	B11	ReadyRails II	Stab-in Static	✓	✓	✓ _{a,c}	X	X	644	916	632	910	644	930	828	-
C4130/C4140	A9	ReadyRails II	Stab-in Static ^h	✓	✓	✓ _{a,c,d}	X	X	643	916	631	910	643	930	766	-
T630/T640	C4	ReadyRails II	Sliding	✓	✓	✓ _{a,c,d}	X	X	686	756	672	749	686	771	756	840
T320/T330/T420/T430/T440 T620	C2	ReadyRails II	Sliding	✓	✓	✓ _{a,c,d}	X	X	686	756	672	749	686	771	760	840
VRTX	C3	ReadyRails II	Sliding	✓	✓	✓ _{a,c,d}	X	X	608	915	594	908	608	930	756	845
R210/R210 II R220	A4	ReadyRails	Stab-in Static	✓	✓	✓ _{a,c}	✓ _{a,c}	✓ _c	608	879	594	872	610	v	622 ⁿ	-
	A6	ReadyRails	Stab-in Static	✓	✓	✓ _{a,c}	✓ _{a,c}	✓ _c	508 ^j	751	494 ^j	744	519 ^j	762	515 ^j 376 ^k	-
R230/R240	A4	ReadyRails	Stab-in Static	✓	✓	✓ _{a,c}	✓ _{a,c}	✓ _c	608	879	594	872	610	898	622 ⁿ	-
R310/R410/R415	A3	ReadyRails	Sliding	✓	✓	✓ _e	X	X	686	883	672	876	651	897	714 ^b	835
	A4	ReadyRails	Stab-in Static	✓	✓	✓ _{a,c}	✓ _{a,c}	✓ _c	608	879	594	872	610	898	622	-

DellEMC Enterprise Systems Rail Sizing and Rack Compatibility Matrix

	R510/R515	B3	ReadyRails	Sliding	✓	✓	✓ ^f	X	X	686	883	672	876	651	897	714 ^b	845
		B4	ReadyRails	Stab-in Static	✓	✓	✓ ^{a,c}	✓ ^{a,c}	✓ ^c	608	879	594	872	610	898	622 ⁿ	-
	R610	A1	ReadyRails	Sliding	✓	✓	✓ ^e	X	X	692	756	678	749	657	770	768 ^b	887
		A2	ReadyRails	Stab-in Static	✓	✓	✓ ^{a,c}	✓ ^{a,c}	✓ ^c	588	828	574	821	592	846	608 ⁿ	-
	R710	B1	ReadyRails	Sliding	✓	✓	✓ ^f	X	X	692	756	678	749	657	770	751	840
		A2	ReadyRails	Stab-in Static	✓	✓	✓ ^{a,c}	✓ ^{a,c}	✓ ^c	588	828	574	821	592	846	608 ⁿ	-
	R715/R810 R815/R910	B2	ReadyRails	Sliding	✓	✓	✓ ^f	X	X	686	883	672	876	651	897	755 ^b	883
	T610/T710	C1	ReadyRails	Sliding	✓	✓	✓ ^f	X	X	692	756	678	749	657	770	760	840
	M1000e	-	RapidRails	L-Bracket Static	✓	X	X	X	X	712	755	-	-	-	-	703	-
		-	VersaRails	L-Bracket Static	✓	✓	X	X	X	706	755	706	755	-	-	703	-
MX7000	C5	ReadyRails II	L-Bracket Static	✓	✓	X	X	X	592	876	578	869	-	-	^m	(901)	
XR11/XR12	A20	Generic Tool-less	Stab-in Sliding	✓	✓	✓	✓ ^a	✓ ^a	472	757	472	757	472	757	445 ^b	605 (498/520)	
	A21 ^s	Generic Tool-less	Stab-in Sliding	X	✓	X	X	X	-	-	458	589	-	-	-	-	
C1100	-	Generic Tool-less	Sliding	✓	✓	X	X	X	665	950	665	950	-	-	685	-	
C2100	-	Generic	Sliding	✓	✓	✓	X	X	664	1110	664	1110	664	1110	720	-	
C410x	-	VersaRails	Stab-in Static	✓	✓	X	X	X	737	972	737	972	-	-	734	-	
C5xxx	-	Generic Tool-less	L-Bracket Static	✓	✓	X	X	X	708	947	708	947	-	-	705	-	
C610x/C6145 C6220	-	Generic Tool-less	L-Bracket Static	✓	✓	X	X	X	615	925	615	925	-	-	606	-	

PowerEdge C

DellEMC Enterprise Systems Rail Sizing and Rack Compatibility Matrix

SWITCHES	PowerEdge XE	C63xx	-	Generic Tool-less	L-Bracket Static	✓	✓	X	X	X	725	917	725	917	-	-	-	-
		C64xx	-	Generic Tool-less	L-Bracket Static	✓	✓	X	X	X	610 ^a	917	610 ^a	917	-	-	-	-
		C8000	-	Generic Tool-less	L-Bracket Static	✓	✓	X	X	X	708	946	708	946	-	-	713	-
	XE2420	-	Generic	Stab-in Static Standard	✓	✓	✓ ^{a,r}	X	X	625	883	625	883	625	891	645 ⁿ	-	
				Stab-in Static Short	✓	✓	✓ ^{a,r}	X	X	395	547	395	547	395	554	445 ⁿ		
	KVM	1081AD/2161AD 1082DS/2162DS 4322DS	A5	ReadyRails	Stab-in Static	✓	✓	✓	✓	✓	496	770	482	763	488	794	506 ^Q	-
		180AS/2160AS 2161DS/2161DS-2 4161DS	-	Generic	Stab-in Static	✓	✓	✓	✓	X	686	737	686	737	686	737	686	-
		2321DS	-	Generic	Stab-in Static	✓	✓	✓	✓	X	533	737	533	737	533	737	533	-
	Networking	PC8132/PC8132F PC8164/PC8164F	A5	ReadyRails	Stab-in Static	✓	✓	✓	✓	✓	496	770	482	763	488	794	506 ^Q	-
		S4820T/S6000	A5	ReadyRails	Stab-in Static	✓	✓	✓	✓	✓	496	770	482	763	488	794	506 ^Q	-
		S5000	-	Generic	Stab-in Static	✓	✓	✓	X	X	680	830	680	830	680	830	680	-
		Z9100	A5	ReadyRail	Stab-in Static	✓	✓	✓	✓	✓	496	770	482	763	488	794	506 ^Q	-
		S4248	A5	ReadyRail	Stab-in Static	✓	✓	✓	✓	✓	496	770	482	763	488	794	506 ^Q	-
S41xx		A5	ReadyRail	Stab-in Static	✓	✓	✓	✓	✓	496	770	482	763	488	764	506 ^Q	-	
S4048/S4048T		A5	ReadyRail	Stab-in Static	✓	✓	✓	✓	✓	496	770	482	763	488	764	506 ^Q	-	
S6010		A5	ReadyRail	Stab-in Static	✓	✓	✓	✓	✓	496	770	482	763	488	764	506 ^Q	-	
S3048		A5	ReadyRail	Stab-in Static	✓	✓	✓	✓	✓	496	770	482	763	488	764	506 ^Q	-	
S6100		B9	ReadyRails II	L-Bracket Static	✓	✓	✓ ^{a,c,d}	X	X	595	914	581	907	595	929	600	-	

DellEMC Enterprise Systems Rail Sizing and Rack Compatibility Matrix

	S6100NEBS	-	Generic	Stab-in Static	X	X	X	✓	X	-	-	-	-	-	-	-	-
	N2128PX-ON	-	Generic	Stab-in Static	X	X	X	✓	X	-	-	-	-	-	-	-	-
	N3132PX-ON	A5	ReadyRails	Stab-in Static	✓	✓	✓	✓	✓	496	770	482	763	488	764	506 ^Q	-
	N1108T/N1108P	-	Generic	Stab-in Static	X	X	X	✓	X	-	-	-	-	-	-	-	-
	N1124T/N1124P	-	Generic	Stab-in Static	X	X	X	✓	X	-	-	-	-	-	-	-	-
	N1148T/N1148P	-	Generic	Stab-in Static	X	X	X	✓	X	-	-	-	-	-	-	-	-
	N3024/N3048	A5	ReadyRails	Stab-in Static	✓	✓	✓	✓	✓	496	770	482	763	488	764	506 ^Q	-
	S5148	A5	ReadyRails	Stab-in Static	✓	✓	✓	✓	✓	496	770	482	763	488	764	506 ^Q	-
	S31xx	A5	ReadyRail	Stab-in Static	✓	✓	✓	✓	✓	496	770	482	763	488	764	506 ^Q	-
	N30xx	A5	ReadyRail	Stab-in Static	✓	✓	✓	✓	✓	496	770	482	763	488	764	506 ^Q	-
WORKSTATIONS	R7910	B6	ReadyRails II	Sliding	✓	✓	✓ ^{a,c,d}	X	X	631	868	617	861	631	883	714 ^b	845
		B4	ReadyRails	Stab-in Static	✓	✓	✓ ^{a,c}	✓ ^{a,c}	✓ ^c	608	879	594	872	610	898	622	-
	Precision 3930 Rack	A4	ReadyRails	Stab-in Static	✓	✓	✓ ^{a,c}	✓ ^{a,c}	✓ ^c	608	879	594	872	610	898	622 ⁿ	-
	Precision 7920 Rack	B6	ReadyRails II	Sliding	✓	✓	✓ ^{a,c,d}	X	X	631	868	617	861	631	883	714 ^b	845
		B4	ReadyRails	Stab-in Static	✓	✓	✓ ^{a,c}	✓ ^{a,c}	✓ ^c	608	879	594	872	610	898	622 ⁿ	-
		B13	Generic Tool-less	Drop-in/ Stab-in	✓	✓	✓	X	X	607 ^P	931	607 ^P	931	607 ^P	931	714 ^b	845
	T7600/T7610	C2	ReadyRails II	Sliding	✓	✓	✓ ^{a,c,d}	X	X	686	756	672	749	686	771	760	840
R5500/R7610	B2	ReadyRails	Sliding	✓	✓	✓ ^f	X	X	686	883	672	876	651	897	755 ^b	883	
KVM	FPM185 (without KVM)	-	ReadyRails II	Sliding	✓	✓	✓ ^{a,c,d}	X	X	604	900	590	893	604	914	-	611

DellEMC Enterprise Systems Rail Sizing and Rack Compatibility Matrix

	FPM185 (with KVM)	-	ReadyRails II	Sliding	✓	✓	✓ ^{a,c,d}	X	X	705	900	691	893	705	914	-	715
	17FP	-	RapidRails	Sliding	✓	X	X	X	X	714	755	-	-	-	-	-	787
		-	VersaRails	Sliding	✓	✓	X	X	X	709	755	709	755	-	-	-	787
UPS	Dell Rack Mount UPS Family	B5	ReadyRails	Stab-in Static	✓	✓	✓ ^f	X	X	518	769	504	762	483	783	526	-
OTHER	1U Fixed Equipment Shelf	A4	ReadyRails	Stab-in Static	✓	✓	✓ ^{a,c}	✓ ^{a,c}	✓ ^c	608	879	594	872	610	898	622	-
STORAGE PowerVault™	NX3300/NX400	A7	ReadyRails II	Sliding	✓	✓	✓ ^{a,c,d}	X	X	631	868	617	861	631	883	720 ^b	845
		A8	ReadyRails	Stab-in Static	✓	✓	✓ ^{a,c}	✓ ^{a,c}	✓ ^c	608	879	594	872	610	898	622	-
	NX3200	B6	ReadyRails II	Sliding	✓	✓	✓ ^{a,c,d}	X	X	631	868	617	861	631	883	714 ^b	845
		B4	ReadyRails	Stab-in Static	✓	✓	✓ ^{a,c}	✓ ^{a,c}	✓ ^c	608	879	594	872	610	898	622	-
	NX3500 Controller	A3	ReadyRails	Sliding	✓	✓	✓ ^e	X	X	686	883	672	876	651	897	714 ^b	835
		A4	ReadyRails	Stab-in Static	✓	✓	✓ ^{a,c}	✓ ^{a,c}	✓ ^c	608	879	594	872	610	898	622	-
	NX3500 UPS	A4	ReadyRails	Stab-in Static	✓	✓	✓ ^{a,c}	✓ ^{a,c}	✓ ^c	608	879	594	872	610	898	622	-
	DX6000G	A4	ReadyRails	Stab-in Static	✓	✓	✓ ^{a,c}	✓ ^{a,c}	✓ ^c	608	879	594	872	610	898	622	-
		A6	ReadyRails	Stab-in Static	✓	✓	✓ ^{a,c}	✓ ^{a,c}	✓ ^c	508 ^c	751	494 ^c	744	519 ^c	762	515 ^c 376 ^d	-
	NX300/DX6004S	A3	ReadyRails	Sliding	✓	✓	✓ ^e	X	X	686	883	672	876	651	897	714 ^b	835
		A4	ReadyRails	Stab-in Static	✓	✓	✓ ^{a,c}	✓ ^{a,c}	✓ ^c	608	879	594	872	610	898	622	-
	NX3000/DX6000	B1	ReadyRails	Sliding	✓	✓	✓ ^f	X	X	692	756	678	749	657	770	751	840
A2		ReadyRails	Stab-in Static	✓	✓	✓ ^{a,c}	✓ ^{a,c}	✓ ^c	588	828	574	821	592	846	608	-	
NX3100/DL2200 DX6012S/DR4000	B3	ReadyRails	Sliding	✓	✓	✓ ^f	X	X	686	883	672	876	651	897	714 ^b	845	
	B4	ReadyRails	Stab-in Static	✓	✓	✓ ^{a,c}	✓ ^{a,c}	✓ ^c	608	879	594	872	610	898	622	-	

DellEMC Enterprise Systems Rail Sizing and Rack Compatibility Matrix

EqualLogic™	MD3060e/MD3660	-	VersaRail	L-Bracket Static	✓	✓	X	X	X	611	791	611	791	-	-	620	-
	MD12xx/32xx/36xx NX36xx	B9	ReadyRails II	L-Bracket Static	✓	✓	✓ ^{a,c,d}	X	X	595	914	581	907	595	929	600	-
		-	RapidRails	L-Bracket Static	✓	X	X	X	X	732	758	-	-	-	-	729	-
		-	VersaRails	L-Bracket Static	✓	✓	X	X	X	714	758	714	758	-	-	721	-
	MD1120	-	RapidRails	L-Bracket Static	✓	X	X	X	X	732	759	-	-	-	-	729	-
		-	VersaRails	L-Bracket Static	✓	✓	X	X	X	714	759	714	759	-	-	721	-
	MD1000/MD3000	-	RapidRails	L-Bracket Static	✓	X	X	X	X	732	758	-	-	-	-	735	-
		-	VersaRails	L-Bracket Static	✓	✓	X	X	X	714	758	714	758	-	-	735	-
	PV114T/PV114X	B7	ReadyRails	Stab-in Static	✓	✓	✓ ^{a,c}	✓ ^{a,c}	✓ ^c	588	828	574	821	592	846	608	-
		-	RapidRails	Sliding	✓	X	X	X	X	722	750	-	-	-	-	792	870
		-	VersaRails	Sliding	✓	✓	X	X	X	701	745	701	745	-	-	792	870
	PV124T	-	RapidRails	L-Bracket Static	✓	X	X	X	X	729	755	-	-	-	-	732	-
		-	VersaRails	L-Bracket Static	✓	✓	X	X	X	711	755	711	755	-	-	732	-
	FS7500 Controller	A1	ReadyRails	Sliding	✓	✓	✓ ^e	X	X	692	756	678	749	657	770	768 ^b	887
		A2	ReadyRails	Stab-in Static	✓	✓	✓ ^{a,c}	✓ ^{a,c}	✓ ^c	588	828	574	821	592	846	608	-
	FS7500 UPS	A4	ReadyRails	Stab-in Static	✓	✓	✓ ^{a,c}	✓ ^{a,c}	✓ ^c	608	879	594	872	610	898	622	-
FS76xx/PS41xx PS61xx	B9	ReadyRails II	L-Bracket Static	✓	✓	✓ ^{a,c,d}	X	X	595	914	581	907	595	929	600	-	

Dell EMC Enterprise Systems Rail Sizing and Rack Compatibility Matrix

Dell Compellent™		-	RapidRails	L-Bracket Static	✓	X	X	X	X	732	758	-	-	-	-	729	-
		-	VersaRails	L-Bracket Static	✓	✓	X	X	X	714	758	714	758	-	-	721	-
	PS6500/6510	-	ReadyRails	Sliding	✓	✓	✓ ^{a,c}	X	X	597	793	583	786	605	817	885	885
	PS4000/6000/6010	-	Generic	L-Bracket Static	✓	✓ ^a	✓ ^a	X	X	616	914	616	914	616	914	616	-
	SC8000	B6	ReadyRails II	Sliding	✓	✓	✓ ^{a,c,d}	X	X	631	868	617	861	631	883	714 ^b	845
		B4	ReadyRails	Stab-in Static	✓	✓	✓ ^{a,c}	✓ ^{a,c}	✓ ^c	608	879	594	872	610	898	622	-
	SC20xx/SC40xx	-	Generic	L-Bracket Static	✓	✓	✓ ^A	X	X	611	914	614	914	614	914	-	-
	SC2xx/FS86xx	B9	ReadyRails II	L-Bracket Static	✓	✓	✓ ^{a,c,d}	X	X	595	914	581	907	595	929	600	-
		-	RapidRails	L-Bracket Static	✓	X	X	X	X	732	758	-	-	-	-	729	-
		-	VersaRails	L-Bracket Static	✓	✓	X	X	X	714	758	714	758	-	-	721	-
SCV30xx SC50xx SC7020	B9	ReadyRails II	L-Bracket Static	✓	✓	✓ ^{a,c,d}	X	X	595	914	581	907	595	929	600	-	
Series 40	-	Generic	Sliding	✓	✓ ^g	✓ ^g	X	X	669	923	669	923	707 ^g	961 ^g	693	-	
Fibre Channel	-	Generic	Stab-in Static ^h	✓	✓	✓	X	X	606	910	606	910	606	910	598	-	
SAS (new rails)	-	Generic	Stab-in Static ^h	✓	✓	X	X	X	606	910	606	910	606	910	598	-	
SAS (old rails)	-	Generic	Stab-in Static ^h	✓	✓	✓	X	X	682	885	682	885	682	885	598	-	
NAS Gen3	-	Generic	Sliding	✓ ⁱ	✓ ⁱ	✓ ⁱ	X	X	652	854	652	854	652	854	810	-	

Notes:

- ^a Minor conversion required
- ^b With CMA brackets removed

DellEMC Enterprise Systems Rail Sizing and Rack Compatibility Matrix

- ^c Mounting screws not included in the kit
- ^d Mounting screw head diameter must be 10 mm or less
- ^e Requires the 1U Threaded Rack Adapter Brackets Kit (Dell PN 8Y19G), which shifts the system forward in the rack by 17.3 mm
- ^f Requires the 2U Threaded Rack Adapter Brackets Kit (Dell PN PKCR1), which shifts the system forward in the rack by 17.3 mm
- ^g Requires adapter kit (included)
- ^h System is serviceable while in the rack
- ⁱ Requires additional rail guide (included in kit) for full serviceability
- ^j With middle brackets removed
- ^k With rear brackets removed (applies to 2-post or cantilever mount only)
- ^l SRB is staged furthest to the rack door
- ^m Rail depth is dependent on spacing between the front and rear mounting flanges of the rack - Add amount below based on flange type:
 - Square hole (5.7mm)
 - Round hole (11.8mm)
- ⁿ Rail depth represents cabinet assembly only and does not represent inner rail component that attaches to chassis
- ^o Footnote intentionally left blank
- ^p Chassis type utilizes the Self-Adjusting Rail Feature to install properly into rack
- ^q Depth maybe greater based on rail adjustability range
- ^r Rail threaded mount only compatible with #10-32 thread type
- ^s Rail is only intended for use within ruggedized transit case (Pelican custom rack 25-036329-01)

Dell EMC Enterprise Systems Rail Sizing and Rack Compatibility Matrix

Table 3. Dell EMC rack compatibility matrix

		Product	Rail Identifier	Mounting Interface	Rail Type	Dell-branded APC Racks (AR3100X717/AR3104X717)	Dell xx20/xx20D/xx20S	Dell xx20W	Dell xx10	HP 10XXX	HP/Compaq 9XXX	IBM S2	APC Netshelter SX (600mm Wide x 1070mm Deep)	24" Post Rack Spacing	Liebert Foundation	Chatsworth Teraframe	Wrightline Vantage S2	
SERVERS	PowerEdge	R320/R330/R420 R430/R620 (8-HDD) R630 (8-HDD) R640 (8-HDD)	A7	ReadyRails II	Sliding	✓ ²	✓	✓	✓	✓	✓ ¹	✓	✓ ²	X	✓	✓	✓	
			A8	ReadyRails	Stab-in Static	✓	✓	✓	✓	✓	✓	✓	✓	✓	✓ ¹⁵	✓	✓	✓
			A10	Generic Tool-less	Drop-in/ Stab-in	✓ ²	✓	✓	✓	✓	✓	✓ ¹	✓	✓ ²	✓ ¹⁴	✓	✓	✓
		R620 (10-HDD) R630 (10/24-HDD) R640 (4-HDD/10-HDD)	A7	ReadyRails II	Sliding	✓ ^{3,4}	✓ ²	✓	✓ ⁹	✓	✓	✓ ¹	✓	✓ ^{3,4}	X	✓	✓	✓
			A8	ReadyRails	Stab-in Static	✓	✓	✓	✓	✓	✓	✓	✓	✓	✓ ¹⁵	✓	✓	✓
			A10	Generic Tool-less	Drop-in/ Stab-in	✓ ^{3,4}	✓ ²	✓	✓ ⁹	✓	✓	✓ ¹	✓	✓ ^{3,4}	✓ ¹⁴	✓	✓	✓
		R6525 (8-HDD) R650 (8-HDD)	A15	ReadyRails II	Sliding	✓ ^{4,12}	✓ ²	✓	✓	✓	✓	✓ ¹	✓	✓ ^{3,4}	X	✓	✓	✓
			A14	ReadyRails	Stab-in Static	✓	✓	✓	✓	✓	✓	✓	✓	✓	✓ ¹⁵	✓	✓	✓
			A16	Generic Tool-less	Drop-in/ Stab-in	✓ ^{4,12}	✓ ²	✓	✓	✓	✓	✓ ¹	✓	✓ ^{3,4}	✓ ¹⁴	✓	✓	✓
		R6525 (4-HDD/10-HDD) R650 (4-HDD/10-HDD)	A15	ReadyRails II	Sliding	✓ ^{4,12}	✓ ^{4,12}	✓	✓ ¹³	✓	✓	✓ ¹	✓ ¹³	✓ ^{3,4}	X	✓	✓	✓ ¹³
			A14	ReadyRails	Stab-in Static	✓	✓	✓	✓	✓	✓	✓	✓	✓	✓ ¹⁵	✓	✓	✓
			A16	Generic Tool-less	Drop-in/ Stab-in	✓ ^{4,12}	✓ ^{4,12}	✓	✓ ¹³	✓	✓	✓ ¹	✓ ¹³	✓ ^{3,4}	✓ ¹⁴	✓	✓	✓ ¹³
R340 (8-HDD)	A12	ReadyRails II	Sliding	✓ ^{3,4}	✓ ²	✓	✓ ⁹	✓	✓	✓ ¹	✓	✓ ^{3,4}	X	✓	✓	✓		
	A8	ReadyRails	Stab-in Static	✓	✓	✓	✓	✓	✓	✓	✓	✓	✓ ¹⁵	✓	✓	✓		

DellEMC Enterprise Systems Rail Sizing and Rack Compatibility Matrix

R340 (4-HDD)	A12	ReadyRails II	Sliding	✓ ^{3,4}	✓ ²	✓	✓ ⁹	✓	✓ ¹	✓	✓ ^{3,4}	X	✓	✓	✓
	A8	ReadyRails	Stab-in Static	✓	✓	✓	✓	✓	✓	✓	✓	✓ ¹⁵	✓	✓	✓
R440 (8-HDD) R450 (8-HDD) R6415 (8-HDD) R6515 (8-HDD) R650xs (0-HDD/8-HDD)	A8	ReadyRails	Stab-in Static	✓	✓	✓	✓	✓	✓	✓	✓	✓ ¹⁵	✓	✓	✓
	A11	Generic Tool-less	Drop-in/ Stab-in	✓ ²	✓	✓	✓	✓	✓ ¹	✓	✓ ²	✓ ¹⁴	✓	✓	✓
R440 (4-HDD/10-HDD) R450 (4-HDD) R6415 (4-HDD/10-HDD) R6515 (4-HDD/10-HDD) R650xs (4-HDD/10-HDD) R650xs (8-HDD NVME)	A8	ReadyRails	Stab-in Static	✓	✓	✓	✓	✓	✓	✓	✓	✓ ¹⁵	✓	✓	✓
	A11	Generic Tool-less	Drop-in/ Stab-in	✓ ^{3,4}	✓ ²	✓	✓ ⁹	✓	✓ ¹	✓	✓ ^{3,4}	✓ ¹⁴	✓	✓	✓
R520/R530/R540/R540xd R720/R720xd R730/R730xd R740/R740xd/R7415/R7425 R7515	B6	ReadyRails II	Sliding	✓ ²	✓	✓	✓	✓	✓ ¹	✓	✓ ²	X	✓	✓	✓
	B4	ReadyRails	Stab-in Static	✓	✓	✓	✓	✓	✓	✓	✓	✓ ¹⁵	✓	✓	✓
	B13	Generic Tool-less	Drop-in/ Stab-in	✓ ²	✓	✓	✓	✓	✓ ¹	✓	✓ ²	✓ ¹⁴	✓	✓	✓
R550/R550xs	B6	ReadyRails II	Sliding	✓ ²	✓	✓	✓	✓	✓ ¹	✓	✓ ²	X	✓	✓	✓
	B4	ReadyRails	Stab-in Static	✓	✓	✓	✓	✓	✓	✓	✓	✓ ¹⁵	✓	✓	✓
	B13	Generic Tool-less	Drop-in/ Stab-in	✓ ²	✓	✓	✓	✓	✓ ¹	✓	✓ ²	✓ ¹⁴	✓	✓	✓
R7525 R750	B6	ReadyRails II	Sliding	✓ ^{3,5,12}	✓ ²	✓	✓	✓	✓ ¹	✓	✓ ^{3,4}	X	✓	✓	✓
	B4	ReadyRails	Stab-in Static	✓	✓	✓	✓	✓	✓	✓	✓	✓ ¹⁵	✓	✓	✓
	B13	Generic Tool-less	Drop-in/ Stab-in	✓ ^{3,5,12}	✓ ²	✓	✓	✓	✓ ¹	✓	✓ ^{3,4}	✓ ¹⁴	✓	✓	✓
R750xa	B19	Generic Tool-less	Drop-in/ Stab-in	✓ ^{4,6,12}	✓ ⁵	✓	✓ ^{10,13}	✓ ^{10,13}	✓ ^{10,13}	✓ ¹⁰	✓	✓ ¹⁴	✓	✓ ^{10,13}	✓ ^{10,13}
	B17	ReadyRails	Stab-in Static	✓ ^{4,6}	✓ ⁴	✓	✓ ¹⁰	✓ ¹⁰	✓ ¹⁰	✓ ¹⁰	✓	✓ ¹⁵	✓	✓ ^{10,13}	✓ ^{10,13}

DellEMC Enterprise Systems Rail Sizing and Rack Compatibility Matrix

R740xd2	-	Generic Tool-less	L-Bracket Static	✓	✓	✓	✓ ¹⁶	✓	✓	✓	✓	✓ ¹⁴	✓	✓	✓
R820/830	B6	ReadyRails II	Sliding	✓ ^{3,4}	✓ ²	✓	✓	✓	✓ ¹	✓	✓ ^{3,4}	X	✓	✓	✓
	B4	ReadyRails	Stab-in Static	✓	✓	✓	✓	✓	✓	✓	✓	✓ ¹⁵	✓	✓	✓
	B13	Generic Tool-less	Drop-in/ Stab-in	✓ ²	✓	✓	✓	✓	✓ ¹	✓	✓ ²	✓ ¹⁴	✓	✓	✓
R840	B15	Generic Tool-less	Drop-in/ Stab-in	✓ ^{4,6,12}	✓ ⁵	✓	✓ ¹⁰	✓ ¹⁰	✓ ^{10,13}	✓ ¹⁰	✓	X	✓	✓ ¹⁰	✓ ^{10,13}
R920/R930	B8	ReadyRails	Sliding	✓ ^{3,5}	✓ ²	✓	✓	✓	✓	✓	✓ ^{3,5}	X	✓	✓	✓
R940	B12	ReadyRails II	Sliding	✓ ^{3,6,12}	✓ ^{3,6,12}	✓	✓ ¹³	✓ ¹³	✓ ¹³	✓ ¹³	✓	✓ ¹⁵	✓	✓	✓
R940xa	B16	Generic Tool-less	Drop-in/ Stab-in	✓ ^{4,6,12}	✓ ⁵	✓	✓ ¹⁰	✓ ¹⁰	✓ ^{10,13}	✓ ¹⁰	✓	X	✓	✓ ¹⁰	✓ ^{10,13}
FX2/FX2s	B10	ReadyRails II	Sliding	✓ ^{4,6,12}	✓ ⁵	✓	✓ ¹⁰	✓ ¹⁰	✓ ^{10,13}	✓ ¹⁰	✓ ^{4,6,12}	X	✓	✓ ¹⁰	✓ ^{10,13}
	B11	ReadyRails II	Stab-in Static	✓ ^{4,6}	✓	✓	✓ ¹⁰	✓ ¹⁰	✓ ¹⁰	✓ ¹⁰	✓ ^{4,6}	X	✓	✓ ¹⁰	✓ ¹⁰
C4130/C4140	A9	ReadyRails II	Stab-in Static	✓ ⁷	✓ ^{4,7,10}	✓ ¹⁰	X	X	X	X	✓ ⁷	X	✓ ¹⁰	X	X
T630	C4	ReadyRails	Sliding	✓ ²	✓	✓	✓	✓	✓ ¹	✓	✓ ²	X	✓	✓	✓
T320/T330/T420/T620	C2	ReadyRails II	Sliding	✓ ²	✓	✓	✓	✓	✓ ¹	✓	✓ ²	X	✓	✓	✓
VRTX	C3	ReadyRails II	Sliding	✓ ²	✓	✓	✓	✓	✓ ¹	✓	✓ ²	✓ ¹⁵	✓	✓	✓
R210/R210 II/R220	A4	ReadyRails	Stab-in Static	✓	✓	✓	✓	✓	✓	✓	✓	✓ ¹⁵	✓	✓	✓
	A6	ReadyRails	Stab-in Static	✓	✓	✓	✓	✓	✓	✓	✓	X	✓	✓	✓
R230/240	A4	ReadyRails	Stab-in Static	✓	✓	✓	✓	✓	✓	✓	✓	✓ ¹⁵	✓	✓	✓
R310/R410/R415	A3	ReadyRails	Sliding	✓ ²	✓	✓	✓	✓	✓ ¹	✓	✓ ²	X	✓	✓	✓
	A4	ReadyRails	Stab-in Static	✓	✓	✓	✓	✓	✓	✓	✓	✓ ¹⁵	✓	✓	✓
R510/R515	B3	ReadyRails	Sliding	✓ ²	✓	✓	✓	✓	✓ ¹	✓	✓ ²	X	✓	✓	✓
	B4	ReadyRails	Stab-in Static	✓	✓	✓	✓	✓	✓	✓	✓	✓ ¹⁵	✓	✓	✓

Dell EMC Enterprise Systems Rail Sizing and Rack Compatibility Matrix

PowerEdge C	R610	A1	ReadyRails	Sliding	✓ ³	✓ ²	✓	✓	✓	✓ ¹	✓	✓ ³	X	✓	✓	✓
		A2	ReadyRails	Sliding	✓	✓	✓	✓	✓	✓	✓	✓	✓	✓ ¹⁵	✓	✓
	R710	B1	ReadyRails	Sliding	✓ ²	✓	✓	✓	✓	✓ ¹	✓	✓ ²	X	✓	✓	✓
		A2	ReadyRails	Stab-in Static	✓	✓	✓	✓	✓	✓	✓	✓	✓	✓ ¹⁵	✓	✓
	R715/R810/R815/R910	B2	ReadyRails	Sliding	✓ ³	✓ ²	✓	✓	✓	✓ ¹	✓	✓ ³	X	✓	✓	✓
	T610/T710	C1	ReadyRails	Sliding	✓ ²	✓	✓	✓	✓	✓ ¹	✓	✓ ²	X	✓	✓	✓
	M1000e	-	RapidRails	L-Bracket Static	✓ ^{4,5}	✓	✓	✓	✓	✓	✓	✓ ^{4,5}	X	✓	✓	✓
		-	VersaRails	L-Bracket Static	✓ ^{4,5}	✓	✓	✓	✓	✓	✓	✓ ^{4,5}	X	✓	✓	✓
	MX7000	C5	ReadyRails II	L-Bracket Static	✓ ^{4,6,16}	✓ ¹⁶	✓ ¹⁶	✓ ^{10,16}	✓ ¹⁰	✓ ¹⁰	✓ ¹⁰	✓ ^{4,6,16}	✓ ¹⁵	✓	✓ ¹⁰	✓ ¹⁰
	XR11/XR12	A20	Generic Tool-less	Stab-in Sliding	✓	✓	✓	✓	✓	✓	✓	✓	✓ ¹⁴	✓	✓	✓
		A21 ¹⁸	Generic Tool-less	Stab-in Sliding	-	-	-	-	-	-	-	-	-	-	-	-
	C1100	-	Generic Tool-less	Sliding	✓	✓	✓	✓	✓	✓	✓	✓	X	✓	✓	✓
	C2100	-	Generic	Sliding	✓	✓	✓	✓	✓	✓	✓	✓	X	✓	✓	✓
	C410x	-	VersaRails	Stab-in Static	✓ ⁸	✓ ⁸	✓ ⁸	✓ ⁸	✓	✓	✓ ⁸	✓ ⁸	X	X	X	✓
	C5xxx	-	Generic Tool-less	L-Bracket Static	✓	✓	✓	✓	✓	✓	✓	✓	X	✓	✓	✓
	C63xx	-	Generic Tool-less	L-Bracket Static	✓	✓	✓	✓ ¹⁶	✓	✓	✓	✓	✓ ¹⁴	✓	✓	✓
C64xx	-	Generic Tool-less	L-Bracket Static	✓	✓	✓	✓ ¹⁶	✓	✓	✓	✓	✓ ¹⁴	✓	✓	✓	
C610x/C6145/C6220/C8000	-	Generic Tool-less	L-Bracket Static	✓ ⁴	✓	✓	✓	✓	✓	✓	✓ ⁴	X	✓	✓	✓	
	-	Generic Tool-less	Sliding	✓ ^{4,6}	✓ ^{4, 11}	✓ ¹¹	✓	✓	✓	✓	✓ ^{4,6}	X	✓	✓	✓	

DellEMC Enterprise Systems Rail Sizing and Rack Compatibility Matrix

PowerEdge XE																		
	XE2420	-	Generic Tool-less	Stab-in Static Standard	✓ ¹⁷	✓ ¹⁷	✓ ¹⁷	✓ ¹⁷	✓ ¹⁷	✓ ¹⁷	✓ ¹⁷	✓ ¹⁷	✓ ¹⁷	X	✓ ¹⁷	✓ ¹⁷	✓ ¹⁷	
SWITCHES	KVM	1081AD/2161AD/1082DS/2162DS 4322DS	A5	ReadyRails	Stab-in Static	✓	✓	✓	✓	✓	✓	✓	✓	-	✓	✓	✓	
		180AS/2160AS 2161DS/2161DS-2/4161DS 2321DS	-	Generic	Stab-in Static	✓	✓	✓	✓	✓	✓	✓	✓	✓	-	✓	✓	✓
	Networking	PC8132/PC8132F	A5	ReadyRails	Stab-in Static	✓	✓	✓	✓	✓	✓	✓	✓	✓	-	✓	✓	✓
		PC8164/PC8164F																
		S4820T/S6000	A5	ReadyRails	Stab-in Static	✓	✓	✓	✓	✓	✓	✓	✓	✓	-	✓	✓	✓
		S5000	-	Generic	Stab-in Static	✓	✓	✓	✓	✓	✓	✓	✓	✓	-	✓	✓	✓
WORKSTATIONS	R7910	B6	ReadyRails II	Sliding	✓ ²	✓	✓	✓	✓	✓ ¹	✓	✓ ²	-	✓	✓	✓		
		B4	ReadyRails	Stab-in Static	✓	✓	✓	✓	✓	✓	✓	✓	-	✓	✓	✓		
	Precision 3930 Rack	A4	ReadyRails	Stab-in Static	✓	✓	✓	✓	✓	✓	✓	✓	-	✓	✓	✓		
	Precision 7920 Rack	B6	ReadyRails II	Sliding	✓ ²	✓	✓	✓	✓	✓ ¹	✓	✓ ²	X	✓	✓	✓		
		B4	ReadyRails	Stab-in Static	✓	✓	✓	✓	✓	✓	✓	✓	✓ ¹⁵	✓	✓	✓		
		B13	Generic Tool-less	Drop-in/ Stab-in	✓ ²	✓	✓	✓	✓	✓ ¹	✓	✓ ²	✓ ¹⁴	✓	✓	✓		
	T7600/T7610	C2	ReadyRails II	Sliding	✓ ²	✓ ¹¹	✓ ¹¹	✓	✓	✓ ¹	✓	✓ ²	-	✓	✓	✓		
R5500/R7610	B2	ReadyRails	Sliding	✓ ³	✓ ²	✓	✓	✓	✓ ¹	✓	✓ ³	-	✓	✓	✓			
KM M	FPM185	-	ReadyRails II	Sliding	✓	✓	✓	✓	✓	✓	✓	✓	-	X	✓	✓		

DellEMC Enterprise Systems Rail Sizing and Rack Compatibility Matrix

	(without KVM)																	
	FPM185 (with KVM)	-	ReadyRails II	Sliding	✓	✓	✓	✓	✓	✓	✓	✓	-	X	✓	✓		
	17FP	-	RapidRails	Sliding	✓	✓	✓	✓	✓	✓	✓	✓	-	✓	✓	✓		
-		VersaRails	Sliding	✓	✓	✓	✓	✓	✓	✓	✓	-	✓	✓	✓			
UPS	Dell Rack Mount UPS Family	B5	ReadyRails	Stab-in Static	✓	✓	✓	✓	✓	✓	✓	✓	-	✓	✓	✓		
OTHER	1U Fixed Equipment Shelf	A4	ReadyRails	Stab-in Static	✓	✓	✓	✓	✓	✓	✓	✓	-	✓	✓	✓		
STORAGE	PowerVault	NX3300/NX400	A7	ReadyRails II	Sliding	✓ ²	✓	✓	✓	✓	✓ ¹	✓	✓ ²	X	✓	✓	✓	
			A8	ReadyRails	Stab-in Static	✓	✓	✓	✓	✓	✓	✓	✓	✓ ¹⁵	✓	✓	✓	
		NX3200	B6	ReadyRails II	Sliding	✓ ²	✓	✓	✓	✓	✓	✓ ¹	✓	✓ ²	X	✓	✓	✓
			B4	ReadyRails	Stab-in Static	✓	✓	✓	✓	✓	✓	✓	✓	✓	✓ ¹⁵	✓	✓	✓
		NX3500 Controller	A3	ReadyRails	Sliding	✓ ²	✓	✓	✓	✓	✓	✓ ¹	✓	✓ ²	X	✓	✓	✓
			A4	ReadyRails	Stab-in Static	✓	✓	✓	✓	✓	✓	✓	✓	✓	✓ ¹⁵	✓	✓	✓
		NX3500 UPS	A4	ReadyRails	Stab-in Static	✓	✓	✓	✓	✓	✓	✓	✓	✓	✓ ¹⁵	✓	✓	✓
		DX6000G	A4	ReadyRails	Stab-in Static	✓	✓	✓	✓	✓	✓	✓	✓	✓	✓ ¹⁵	✓	✓	✓
			A6	ReadyRails	Stab-in Static	✓	✓	✓	✓	✓	✓	✓	✓	✓	X	✓	✓	✓
		NX300/DX6004S	A3	ReadyRails	Sliding	✓ ²	✓	✓	✓	✓	✓	✓ ¹	✓	✓ ²	X	✓	✓	✓
			A4	ReadyRails	Stab-in Static	✓	✓	✓	✓	✓	✓	✓	✓	✓	✓ ¹⁵	✓	✓	✓
		NX3000/DX6000	B1	ReadyRails	Sliding	✓ ²	✓	✓	✓	✓	✓	✓ ¹	✓	✓ ²	X	✓	✓	✓

Dell EMC Enterprise Systems Rail Sizing and Rack Compatibility Matrix

	A2	ReadyRails	Stab-in Static	✓	✓	✓	✓	✓	✓	✓	✓	✓ ¹⁵	✓	✓	✓
NX3100/DL2200/	B3	ReadyRails	Sliding	✓ ²	✓	✓	✓	✓	✓ ¹	✓	✓ ²	X	✓	✓	✓
DX6012S/DR4000	B4	ReadyRails	Stab-in Static	✓	✓	✓	✓	✓	✓	✓	✓	✓ ¹⁵	✓	✓	✓
MD3060e/MD3660	-	VersaRails	L-Bracket Static	✓ ^{4,6}	✓ ⁴	✓	✓ ¹⁰	✓ ¹⁰	X	✓ ¹⁰	✓ ^{4,6}	X	✓	✓ ¹⁰	X
MD12xx/32xx/36xx	B9	ReadyRails II	L-Bracket Static	✓	✓	✓	✓	✓	✓	✓	✓	✓ ¹⁵	✓	✓	✓
NX36xx	-	RapidRails	L-Bracket Static	✓	✓	✓	✓	✓	X	✓	✓	X	X	✓	✓
	-	VersaRails	L-Bracket Static	✓	✓	✓	✓	✓	✓	✓	✓	X	✓	✓	✓
MD1120	-	RapidRails	L-Bracket Static	✓	✓	✓	✓	✓	X	✓	✓	X	X	✓	✓
	-	VersaRails	L-Bracket Static	✓	✓	✓	✓	✓	✓	✓	✓	X	✓	✓	✓
MD1000/MD3000	-	RapidRails	L-Bracket Static	✓	✓	✓	✓	✓	✓	✓	✓	X	✓	✓	✓
	-	VersaRails	L-Bracket Static	✓	✓	✓	✓	✓	✓	✓	✓	X	✓	✓	✓
PV114T/PV114X	B7	ReadyRails	Stab-in Static	✓	✓	✓	✓	✓	✓	✓	✓	✓ ¹⁵	✓	✓	✓
	-	RapidRails	Sliding	✓ ²	✓	✓	✓	✓	✓ ¹	✓	✓ ²	X	✓	✓	✓
	-	VersaRails	Sliding	✓ ²	✓	✓	✓	✓	✓ ¹	✓	✓ ²	X	✓	✓	✓
PV124T	-	RapidRails	L-Bracket Static	✓	✓	✓	✓	✓	✓	✓	✓	X	✓	✓	✓
	-	VersaRails	L-Bracket Static	✓	✓	✓	✓	✓	✓	✓	✓	X	✓	✓	✓
FS7500 Controller	A1	ReadyRails	Sliding	✓ ³	✓ ²	✓	✓	✓	✓ ¹	✓	✓ ³	X	✓	✓	✓
	A2	ReadyRails	Stab-in Static	✓	✓	✓	✓	✓	✓	✓	✓	✓ ¹⁵	✓	✓	✓

EqualLogic

Dell EMC Enterprise Systems Rail Sizing and Rack Compatibility Matrix

	FS7500 UPS	A4	ReadyRails	Stab-in Static	✓	✓	✓	✓	✓	✓	✓	✓	✓ ¹⁵	✓	✓	✓	
	FS76xx/PS41xx/PS61xx	B9	ReadyRails II	L-Bracket Static	✓	✓	✓	✓	✓	✓	✓	✓	✓ ¹⁵	✓	✓	✓	
		-	RapidRails	L-Bracket Static	✓	✓	✓	✓	✓	✓	X	✓	✓	X	X	✓	✓
		-	VersaRails	L-Bracket Static	✓	✓	✓	✓	✓	✓	✓	✓	✓	X	✓	✓	✓
	PS6500/6510	-	ReadyRails	Sliding	✓ ⁷	✓ ²	✓	✓	✓	✓	X	✓	✓ ⁷	✓ ¹⁵	✓	✓	✓
PS4000/6000/6010	-	Generic	L-Bracket Static	✓	✓	✓	✓	✓	✓	✓	✓	✓	X	✓	✓	✓	
Dell Compellent	SC20xx/SC40xx	-	Generic	L-Bracket Static	✓	✓	✓	✓	✓	✓	✓	✓	✓ ¹⁵	✓	✓	✓	
	SC8000	B6	ReadyRails II	Sliding	✓ ²	✓	✓	✓	✓	✓	✓ ¹	✓	✓ ²	✓ ¹⁵	✓	✓	✓
		B4	ReadyRails	Stab-in Static	✓	✓	✓	✓	✓	✓	✓	✓	✓	✓ ¹⁵	✓	✓	✓
	SC2xx/FS86xx	B9	ReadyRails II	L-Bracket Static	✓	✓	✓	✓	✓	✓	✓	✓	✓	X	✓	✓	✓
		-	RapidRails	L-Bracket Static	✓	✓	✓	✓	✓	✓	X	✓	✓	X	X	✓	✓
		-	VersaRails	L-Bracket Static	✓	✓	✓	✓	✓	✓	✓	✓	✓	X	✓	✓	✓
	SCV30xx/SC50xx/SC7020	B9	ReadyRails II	L-Bracket Static	✓	✓	✓	✓	✓	✓	✓	✓	✓ ¹⁵	✓	✓	✓	
	Series 40	-	Generic	Sliding	✓	✓	✓	✓	✓	✓	✓	✓	✓	✓	✓	✓	✓
	Fibre Channel	-	Generic	Stab-in Static	✓	✓	✓	✓	✓	✓	✓	✓	✓	✓	✓	✓	✓
SAS (new rails)	-	Generic	Stab-in Static	✓	✓	✓	✓	✓	✓	✓	✓	X	✓	✓	✓		

Dell/EMC Enterprise Systems Rail Sizing and Rack Compatibility Matrix

SAS (old rails)	-	Generic	Stab-in Static	✓	✓	✓	✓	✓	✓	✓	✓	✓	X	✓	✓	✓
NAS Gen3	-	Generic	Sliding	✓ ⁶	✓	✓	✓	✓	✓	✓	✓	✓ ⁶	X	✓	✓	✓

Notes:

- ¹ A rear door extension kit is required to accommodate the CMA.
- ² CMA may impede access to forward bank of rear-mount PDUs.
- ³ CMA and outer CMA brackets must be removed in order to access the forward bank of rear-mount PDUs.
- ⁴ Rear-mount PDUs may impede extraction of some rear system modules.
- ⁵ The strain relief bar interferes with the forward bank of rear-mount PDUs.
- ⁶ Rails/system block the forward bank of rear-mount PDUs.
- ⁷ Rails/system block both the forward and rearward banks of rear-mount PDUs.
- ⁸ The rear mounting flanges of the rack must be moved rearward.
- ⁹ The CMA tray interferes with rear door lock rod in top U and bottom U.
- ¹⁰ Space for external cable routing is limited.
- ¹¹ May need to adjust the rack's mounting posts back to allow the front door to close.
- ¹² CMA/SRB fully blocks front bank of rear-mount PDUs, and partially blocks the rearward PDU banks. Recommend rotating PDUs 90°.
- ¹³ CMA/SRB must be removed to enable rear door to close.
- ¹⁴ The rails align with bezels on EMC systems (unthreaded round-hole rack).
- ¹⁵ The rails require tooled installation for bezel alignment with EMC systems (unthreaded round-hole rack).
- ¹⁶ Strain relief bar might block a portion of the rearward bank of the rear-mount PDUs.
- ¹⁷ Normal Inner rail member allows for tool-less bezel installation and does not enable front rack door to close.
- ¹⁸ Rail is only intended for use within ruggedized transit case (Pelican custom rack 25-036329-01)